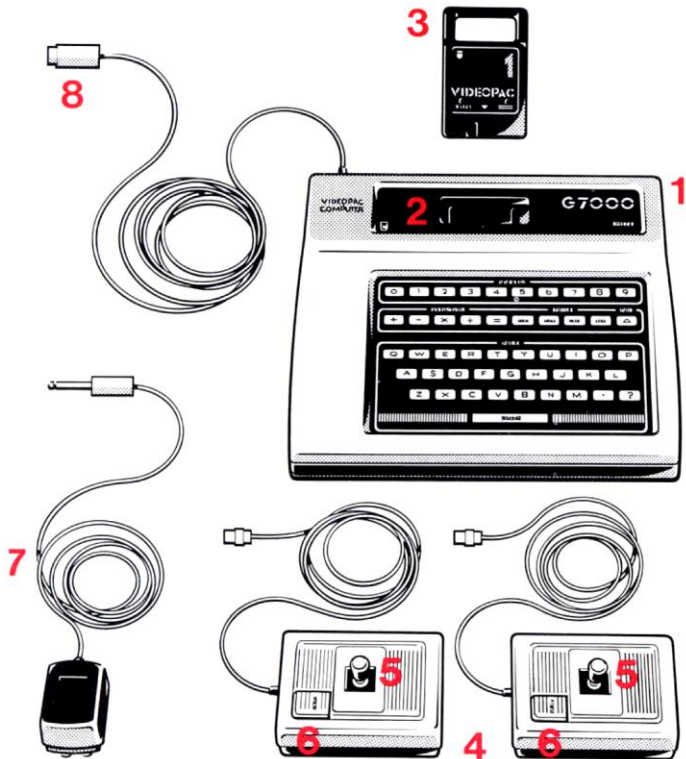


VIDEOPAC COMPUTER G7000

Instructions for Use
Gebrauchsanleitung

PHILIPS





1. Keyboard
2. Slot for Videopac
3. Videopac
4. Handsets
5. Joystick
6. Action button
7. Mains lead and adapter (adapter supplied in UK may differ from that shown)
8. Output connector

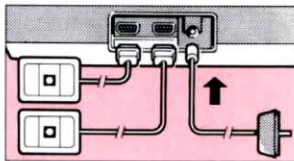
1. Grundgerät mit Tastatur
2. Schlitz für die Videopac-Cassette
3. Videopac-Cassette
4. Bedienungskästchen
5. Spielhebel
6. Befehlsknopf
7. Netzteil und Verbindungskabel
8. Antennen-Anschluß

Instructions for Use

ENGLISH

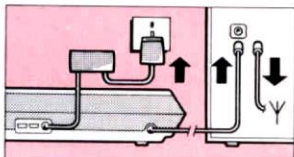
1

Connect handsets and mains adapter to keyboard.
Connect a mains plug to the wires from the adapter.




2

Remove aerial plug from TV set and replace it by output connector of Videopac Computer. (If the connector does not fit, get an adapter from your dealer). Connect keyboard to mains supply.



3

Switch on TV set and allow it to warm up.
Reserve one of your TV programme-selectors for the Videopac Computer.
Press this preselector.



Notes

A Videopac contains sophisticated electronics and must be treated carefully. Always replace a Videopac in its box when not in use.

The Videopac Computer is only switched off when the mains plug is removed.

If a Videopac does not perform satisfactorily return both the Videopac and the Videopac Computer to your dealer.


If the same picture is displayed continuously on a TV for several hours, the screen may suffer damage.

Specifications

- Programmable video system based on general-purpose microprocessor.
- Full alphanumeric keyboard (48 keys) and two joystick controls.
- Computer accessories meet all European safety standards.
- Realistic sound. Volume adjustable on TV set.
- Eight colours, each with two brightness levels.
- Up to 4k directly-addressable memory.

4

Insert a Videopac into slot in keyboard as shown. Press it down firmly.




5

Tune the TV preselector on UHF Channel 32 (approx) until a picture is displayed.

6

Touch RESET (Δ). 'SELECT GAME' is displayed in colour. Adjust volume control on TV set. Refer now to the Instructions for Use of the Videopac that has been inserted.



A copyright protection is claimed
on the program stored within the
cartridge.